

# GenScript Protein Standards

Wide selection for *SDS PAGE* & *Western Blotting Applications*

## Key Features



Comprehensive Selection



Broad Molecular Weight Range

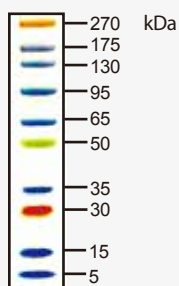


Easy Identification

## Cost Effective

### Cost effective multi color standards

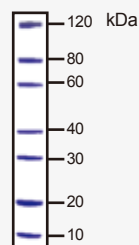
- Broad Multi Color Pre-Stained Protein Standard (M00624)



- 4-20% SDS-PAGE separated
- The widest range standard
- Try a free sample


### Cost effective blue standards

- PAGE-MASTER Protein Standard (M00516)



- 4-20% SDS-PAGE separated and Coomassie blue R-250 stained
- Try a free sample

- PAGE-MASTER Protein Standard Plus (MM1397-500)



- 4-20% SDS-PAGE separated and Coomassie blue R-250 stained

## Western blotting detectable standards

Each of the proteins contains an IgG binding site that is able to bind to primary or secondary antibodies derived from a wide range of host species. The standard thus enables direct visualization of both the protein marker and your samples on the same western blot membrane without any additional reagents.



## Ordering Information

Cat. No.	Product Name	Size	Price
M00624-250	Broad Multi Color Pre-Stained Protein Standard	250 $\mu$ l	\$72.00
M00624-1250	Broad Multi Color Pre-Stained Protein Standard	1250 $\mu$ l (250 $\mu$ l x 5)	\$288.00
M00516	PAGE-MASTER Protein Standard (for SDS-PAGE)	500 $\mu$ l	\$46.00
MM1397-500	PAGE-MASTER Protein Standard Plus	500 $\mu$ l	\$58.00
M00521	WB-MASTER Protein Standard	250 $\mu$ l	\$35.00