

Rev03  
 Update: Aug,08,2025

**DATASHEET**

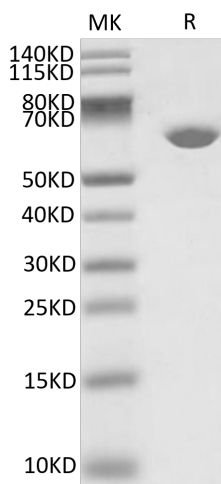
# Serum Albumin, His, Cynomolgus

Cat. No.: Z04911

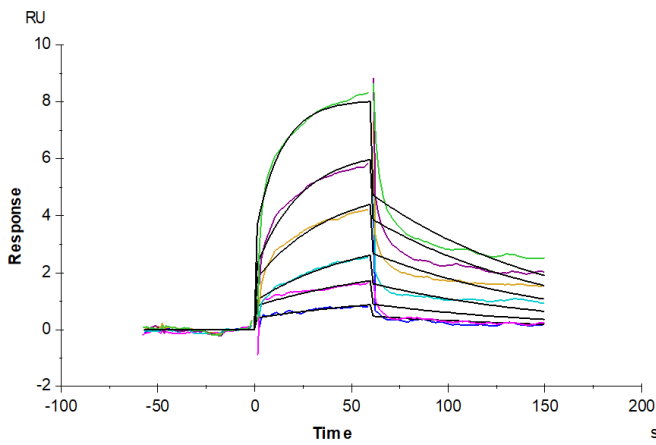
## Product Introduction

<b>Species</b>	Cynomolgus
<b>Protein Construction</b>	<div style="display: flex; justify-content: space-around; align-items: center;"> <div style="background-color: #0056b3; color: white; padding: 5px; text-align: center;">           Serum Albumin (Asp25-Ala608)            Accession # A2V9Z4-1         </div> <div style="background-color: #76923c; color: white; padding: 5px; text-align: center;">           His         </div> </div> <div style="display: flex; justify-content: space-around; font-size: small; margin-top: 5px;"> <span>N-term</span> <span>C-term</span> </div>
<b>Purity</b>	> 95% as determined by BisTris PAGE > 95% as determined by HPLC
<b>Endotoxin Level</b>	Less than 1 EU per µg by the LAL method.
<b>Expression System</b>	HEK293
<b>Theoretical Molecular Weight</b>	67.1 kDa
<b>Apparent Molecular Weight</b>	Due to glycosylation, the protein migrates to 68-70 kDa based on Bis-Tris PAGE result.
<b>Formulation</b>	Lyophilized from 0.22 µm filtered solution in PBS (pH 7.4).
<b>Reconstitution</b>	Centrifuge the tube before opening. Reconstituting to a concentration more than 100 µg/ml is recommended. Dissolve the lyophilized protein in distilled water.
<b>Storage &amp; Stability</b>	Upon receiving, the product remains stable up to 6 months at -20 °C or below. Upon reconstitution, the product should be stable for 3 months at -80 °C. Avoid repeated freeze-thaw cycles.

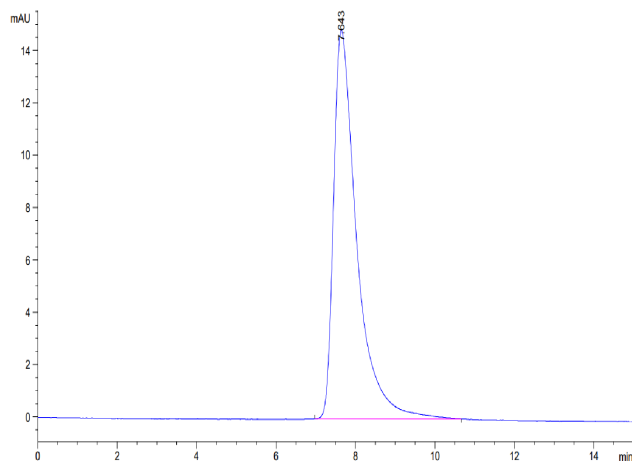
## Examples



Serum Albumin, His, Cynomolgus on Bis-Tris PAGE under reduced condition. The purity is greater than 95%.



Serum Albumin, His, Cynomolgus, His Tag immobilized on CM5 Chip can bind Cynomolgus/Rhesus macaque FcRn, His Tag with an affinity constant of 0.13  $\mu\text{M}$  as determined in SPR assay (Biacore T200).



The purity of Serum Albumin, His, Cynomolgus is greater than 95% as determined by SEC-HPLC.

## Background

**Target Background :** Albumins are multifunctional proteins present in the blood serum of animals. They can bind and transport a wide variety of ligands which they accommodate due to their conformational flexibility. Serum albumins are highly conserved both in amino acid sequence and three-dimensional structure. Several mammalian and avian serum albumins (SAs) are also allergens. Sensitization to one of the SAs coupled with the high degree of conservation between SAs may result in cross-reactive antibodies in allergic individuals.

**Synonyms :** Albumin; ALB; Serum albumin; ANALBA; FDAH; PRO0883; PRO0903; PRO1341

**For research use only. Not intended for human or animal clinical trials, therapeutic or diagnostic use.**

Manufacturer: Nanjing GenScript Biotech Co., Ltd. No. 28Yongxi Road, Jiangning District, Nanjing, Jiangsu, China