

Rev03
 Update: Aug,08,2025

DATASHEET

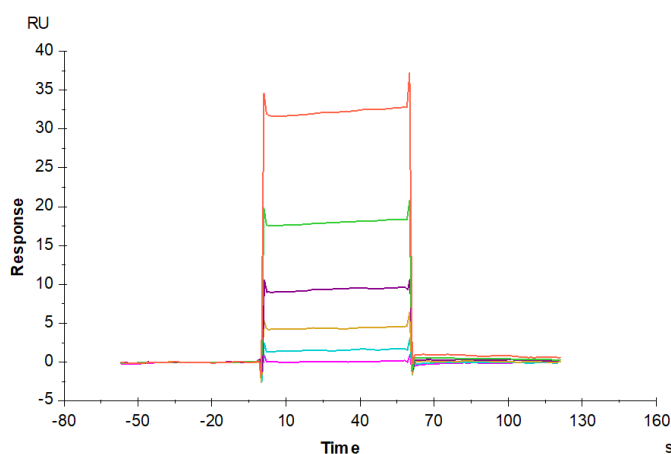
Interferon omega-1, His, Human

Cat. No.: Z05535

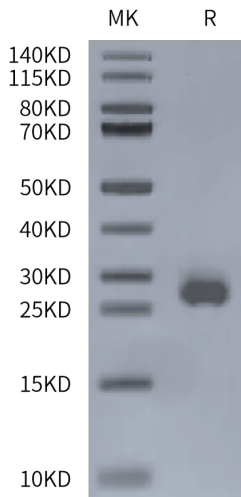
Product Introduction

Species	Human
Protein Construction	<div style="display: flex; align-items: center; justify-content: center;"> <div style="background-color: #0056b3; color: white; padding: 5px; text-align: center;"> Interferon omega-1 (Leu22-Ser195)_x000D_ Accession # P05000 </div> <div style="background-color: #76b82a; color: white; padding: 5px; text-align: center; margin-left: 10px;"> His </div> </div> <div style="display: flex; justify-content: space-between; margin-top: 5px;"> N-term C-term </div>
Purity	> 95% as determined by BisTris PAGE > 95% as determined by HPLC
Endotoxin Level	Less than 1EU per μg by the LAL method.
Expression System	HEK293
Theoretical Molecular Weight	21.25 kDa
Apparent Molecular Weight	Due to glycosylation, the protein migrates to 25-30 kDa based on Bis-Tris PAGE result.
Formulation	Lyophilized from 0.22 μm filtered solution in PBS (pH 7.4).
Reconstitution	Centrifuge the tube before opening. Reconstituting to a concentration more than 100 $\mu\text{g}/\text{ml}$ is recommended. Dissolve the lyophilized protein in distilled water.
Storage & Stability	Upon receiving, the product remains stable up to 6 months at $-20\text{ }^{\circ}\text{C}$ or below. Upon reconstitution, the product should be stable for 3 months at $-80\text{ }^{\circ}\text{C}$. Avoid repeated freeze-thaw cycles.

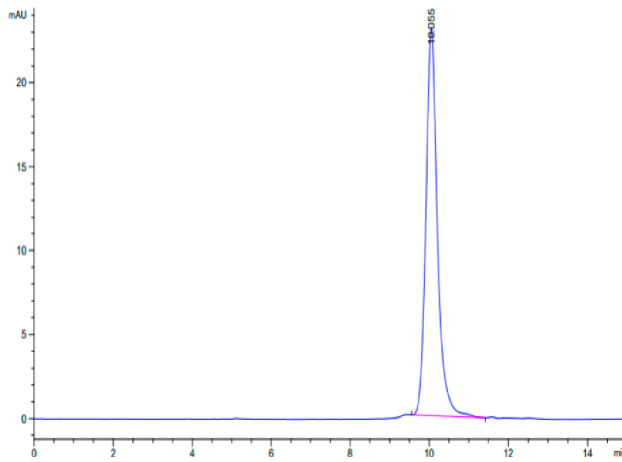
Examples



Human IFNAR1, His Tag immobilized on CM5 Chip can bind Interferon omega-1, His, Human, His Tag with an affinity constant of $20.96\text{ }\mu\text{M}$ as determined in SPR assay (Biacore T200).



Interferon omega-1, His, Human on Bis-Tris PAGE under reduced condition. The purity is greater than 95%.



The purity of Interferon omega-1, His, Human is greater than 95% as determined by SEC-HPLC.

Background

Target Background : Human Interferon omega-1, a type I IFN, also known as IFN- ω 1 or IFNW1, it contains a potential N-glycosylation site like human IFN- β . IFN- ω 1 binds to the interferon alpha/beta receptor but not to the interferon gamma receptor. All IFN- ω genes analysed to date are devoid of introns. IFN- ω 1 has been shown to be well-tolerated in man and to induce reductions of hepatitis C virus RNA levels in a series of human clinical trials.

Synonyms : Interferon alpha-II-1; IFNW1; IFN- ω 1; IFN-omega-1

For research use only. Not intended for human or animal clinical trials, therapeutic or diagnostic use.

Manufacturer: Nanjing GenScript Biotech Co., Ltd. No. 28Yongxi Road, Jiangning District, Nanjing, Jiangsu, China