


Rev03
 Update: Aug,08,2025

DATASHEET

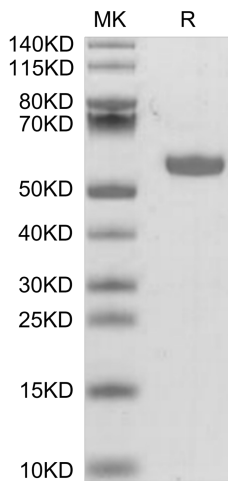
CD5 [Biotin], His & Avi, Rhesus macaque

Cat. No.: Z04024

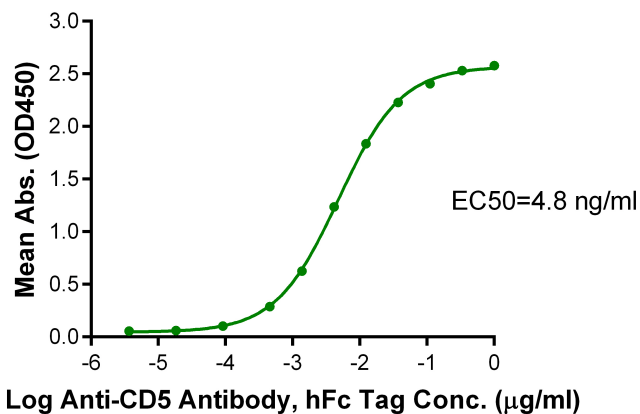
Product Introduction

Species	Rhesus macaque
Protein Construction	 <p>CD5 (Arg25-Pro375) Accession # F6V5Q9</p> <p>N-term C-term</p>
Conjugate	Biotin
Purity	> 95% as determined by Bis-Tris PAGE
Endotoxin Level	Less than 1EU per µg by the LAL method.
Biological Activity	Measured by its binding ability in a functional ELISA. Immobilized CD5 [Biotin], His & Avi, Rhesus macaque at 1µg/ml (100µl/well) on streptavidin (5µg/ml) precoated plate can bind Anti-CD5 Antibody, hFc Tag. Test result was comparable to standard batch.
Expression System	HEK293
Theoretical Molecular Weight	41.7 kDa
Apparent Molecular Weight	Due to glycosylation, the protein migrates to 55-60 kDa based on Bis-Tris PAGE result.
Formulation	Lyophilized from a 0.22 µm filtered solution in PBS, (pH 7.4).
Reconstitution	Centrifuge the tube before opening. Reconstituting to a concentration more than 100 µg/ml is recommended. Dissolve the lyophilized protein in distilled water.
Storage & Stability	Upon receiving, the product remains stable up to 6 months at -20 °C or below. Upon reconstitution, the product should be stable for 3 months at -80 °C. Avoid repeated freeze-thaw cycles.

Examples



CD5[Biotin], His & Avi, Rhesus macaque on Bis-Tris PAGE under reduced condition. The purity is greater than 95%.



Immobilized CD5[Biotin], His & Avi, Rhesus macaque, His Tag at 1 µg/ml (100 µL/Well) on streptavidin(5 µg/ml) precoated plate. Dose response curve for Anti-CD5 Antibody, hFc Tag with the EC50 of 4.8 ng/ml determined by ELISA.

Background

Target Background : CD5: a type I transmembrane protein found on T cells, thymocytes, and some B cells that is a ligand for CD72 and is involved in cellular activation or adhesion; expressed in B-cell chronic lymphocytic leukemia and T-cell lymphoma.

Synonyms : CD5 molecule; CD5; LEU1; T1; CD5 antigen

For research use only. Not intended for human or animal clinical trials, therapeutic or diagnostic use.

Manufacturer: Nanjing GenScript Biotech Co., Ltd. No. 28Yongxi Road, Jiangning District, Nanjing, Jiangsu, China