

Rev03
 Update: Aug,08,2025

DATASHEET

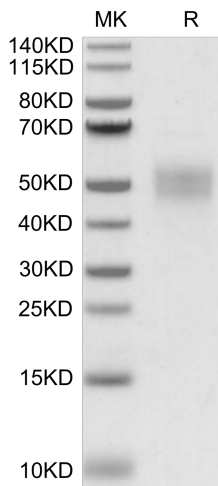
Fc gamma RIIIB/CD16b (NA2), His & Avi, Human

Cat. No.: Z05280

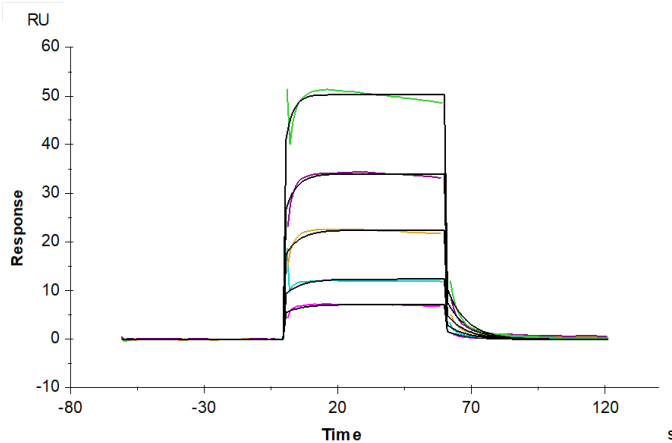
Product Introduction

Species	Human
Protein Construction	<div style="display: flex; align-items: center; justify-content: center;"> <div style="background-color: #0056b3; color: white; padding: 5px; text-align: center;"> Fc gamma RIIIB/CD16b (NA2) [Gly17-Ser200 (NA2)] Accession # O75015-1 </div> <div style="background-color: #90c080; color: white; padding: 5px; text-align: center; margin: 0 5px;">His</div> <div style="background-color: #408040; color: white; padding: 5px; text-align: center; margin: 0 5px;">Avi</div> </div> <div style="display: flex; justify-content: space-between; width: 100%; margin-top: 5px;"> N-term C-term </div>
Purity	> 95% as determined by Bis-Tris PAGE > 95% as determined by HPLC
Endotoxin Level	Less than 1EU per µg by the LAL method.
Biological Activity	Fc gamma RIIIB/CD16b (NA2), His & Avi, Human captured on CM5 Chip via antihis antibody can bind Rituximab in SPR assay (Biacore T200). Test result was comparable to standard batch.
Expression System	HEK293
Theoretical Molecular Weight	23.7 kDa
Apparent Molecular Weight	Due to glycosylation, the protein migrates to 47-53 kDa based on Bis-Tris PAGE result.
Formulation	Lyophilized from a 0.22 µm filtered solution in PBS, (pH 7.4).
Reconstitution	Centrifuge the tube before opening. Reconstituting to a concentration more than 100 µg/ml is recommended. Dissolve the lyophilized protein in distilled water.
Storage & Stability	Upon receiving, the product remains stable up to 6 months at -20 °C or below. Upon reconstitution, the product should be stable for 3 months at -80 °C. Avoid repeated freeze-thaw cycles.

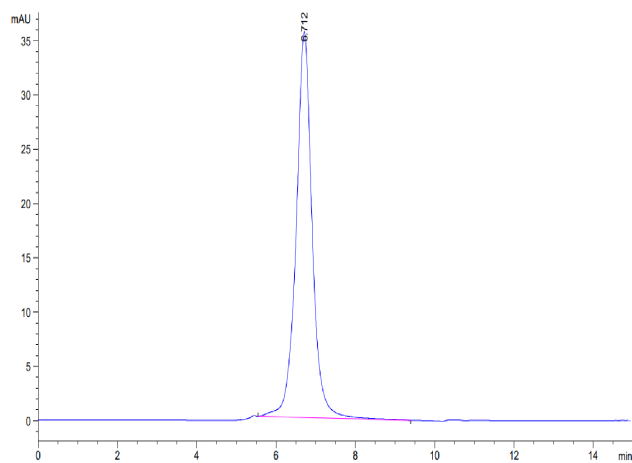
Examples



Fc gamma RIIIB/CD16b (NA2), His & Avi, Human on Bis-Tris PAGE under reduced condition. The purity is greater than 95%.



Fc gamma RIIIB/CD16b (NA2), His & Avi, Human, His Tag captured on CM5 Chip via Anti-his antibody can bind Rituximab with an affinity constant of 2.33 μM as determined in SPR assay (Biacore T200).



The purity of Fc gamma RIIIB/CD16b (NA2), His & Avi, Human is greater than 95% as determined by SEC-HPLC.

Background

Target Background : Human Fc gamma RIIIB/CD16b Protein is a receptor for the Fc region of immunoglobulins gamma. Low affinity receptor. Binds complexed or aggregated IgG and also monomeric IgG. Contrary to III-A, is not capable to mediate antibody-dependent cytotoxicity and phagocytosis. May serve as a trap for immune complexes in the peripheral circulation which does not activate neutrophils.

Synonyms : CD16; Fc gamma RIIIB; FCG3; FCGR3B; FcgRIIIB; FCRIIIB; IGFR3; CD16b (NA2); CD16B; FCG3B; FCG3; FCGR3; FCR-10

For research use only. Not intended for human or animal clinical trials, therapeutic or diagnostic use.

Manufacturer: Nanjing GenScript Biotech Co., Ltd. No. 28Yongxi Road, Jiangning District, Nanjing, Jiangsu, China