

Rev03
Update: Aug,08,2025**DATASHEET**

Anti-Pertuzumab Antibody (16E2), mAb, Mouse

Cat. No.: A02209

Overview

| | |
|---------------------|---|
| Specificity | This product is specific for Pertuzumab, no cross reactivity with other humanized antibodies. |
| Host Species | Mouse |
| Immunogen | Pertuzumab |
| Conjugate | Unconjugated |

Applications

Working concentrations for specific applications should be determined by the investigators. The appropriate concentrations may be affected by secondary antibody affinity, antigen concentration, the sensitivity of the method of detection, temperature, the length of the incubations, and other factors. The suitability of this antibody for applications other than those listed below has not been determined. The following concentration ranges are recommended starting points for this product.

| Application | Recommended Usage |
|--------------------|--------------------------|
| Sandwich ELISA | 0.5-2 µg/ml |
| ELISA | 0.01-1 µg/ml |
| Competitive ELISA | 1-10 µg/ml |

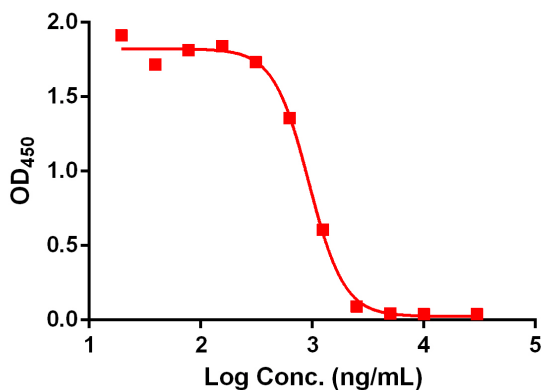
Properties

| | |
|-----------------------------|--|
| Form | Lyophilized |
| Storage Buffer | Lyophilized with PBS, pH 7.2, containing 0.02% sodium azide. |
| Reconstitution | Reconstitute the lyophilized antibody with deionized water (or equivalent) to a final concentration of 0.5 mg/mL. |
| Storage Instructions | The lyophilized product remains stable for up to 1 year at -20 °C from the date of receipt. Upon reconstitution, it can be stored for 2-3 weeks at 2-8 °C or for up to 12 months at -20 °C or below. Avoid repeated freezing and thawing cycles. |
| Purification | Protein A affinity column |

| | |
|------------------|---|
| Isotype | Mouse IgG1, κ |
| Clonality | Monoclonal |
| Clone ID | 16E2E8 |
| Note | GenScript can customize this product per customer's request including product size, buffer components, etc. |

Examples

Anti-Pertuzumab Antibody (16E2) inhibits the binding of Pertuzumab to Human Her2



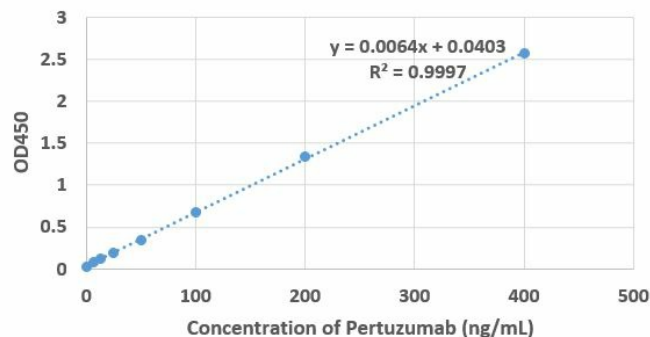
Anti-Pertuzumab Antibody (16E2), mAb, Mouse (GenScript, A02209) inhibits the binding of Pertuzumab to Human Her2.

Coating antigen: Pertuzumab 1 μ g/ml.

Human Her2 final concentration: 60 ng/ml.

Anti-Pertuzumab antibody dilutions start from 30 μ g/ml. Anti-Pertuzumab Antibody (16E2), mAb, Mouse (GenScript, A02209) demonstrated significant inhibitory properties with an IC₅₀ value of 0.93 μ g/ml.

Standard Curve of Pertuzumab Sandwich ELISA by A02209 (16E2) and A02151 (11H4)

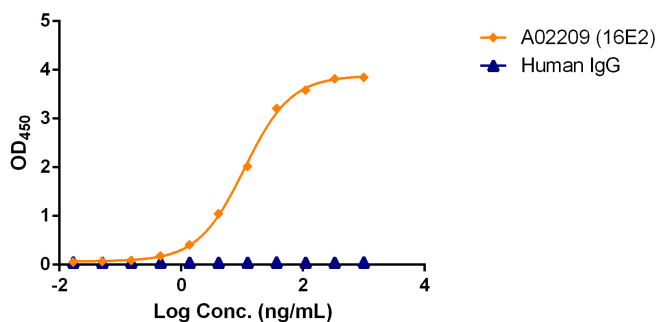


Standard Curve of Pertuzumab Sandwich ELISA by A02209 (16E2) and A02151 (11H4).

In this ELISA assay, Anti-Pertuzumab Antibody (16E2), mAb, Mouse (GenScript, A02209) was coated at a concentration of 0.5 μ g/ml, and Anti-Pertuzumab Antibody (11H4), mAb, Mouse (GenScript, A02151) conjugated with Biotin was used as a detection antibody at a concentration of 0.5 μ g/ml.

In this ELISA assay, a linear regression curve fitting program was used to create a standard curve with the R-Square equal to 0.9997. The typical dynamic range of the assay is 6.25-400 ng/mL.

Anti-Pertuzumab Antibody (16E2) binds with Pertuzumab and Human IgG



The affinity of binding of Anti-Pertuzumab Antibody (16E2), mAb, Mouse (GenScript, A02209) with Pertuzumab and Human IgG was analyzed using ELISA.

The coating antigen was either Pertuzumab or Human IgG at a concentration of 1 μ g/mL. Anti-Pertuzumab Antibody (16E2), mAb, Mouse (GenScript, A02209) was used at dilutions starting from 1,000 ng/mL.

Anti-Pertuzumab Antibody (16E2), mAb, Mouse binds Pertuzumab with an EC₅₀ of 10.96 ng/mL and it does not recognize human IgG.

Background

Target Background : Pertuzumab (also called 2C4, trade name Perjeta) is a monoclonal antibody used in combination with trastuzumab and docetaxel for the treatment of metastatic HER2-positive breast cancer; it is also used in the same combination as a neoadjuvant in early HER2-positive breast cancer. The epitope for pertuzumab is the domain of HER2 where it binds to HER3, and pertuzumab prevents the HER2/HER3 dimer from forming, which in turn blocks signaling by the dimer and as a result prevents HER2 from functioning.

Synonyms : Perjeta, PERTUZUMAB, 2C4, 2C4 Antibody

For laboratory research use only. Direct human use, including taking orally and injection and clinical use are forbidden.

Manufacturer: Nanjing GenScript Biotech Co., Ltd. No. 28Yongxi Road, Jiangning District, Nanjing, Jiangsu, China