


Rev04  
 Update: Aug,08,2025

**DATASHEET**


# FAP[Biotin], His & Avi, Human

Cat. No.: Z03894

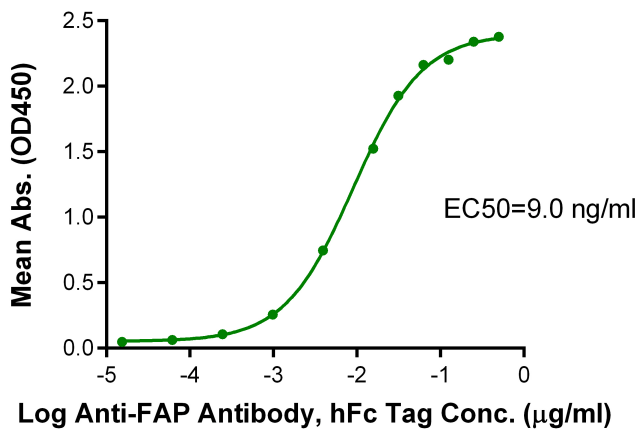
## Product Introduction

|                                     |  |
|-------------------------------------|--|
| <b>Species</b>                      | Human  |
| <b>Protein Construction</b>         |  <p style="text-align: center;"> <span style="margin-right: 20px;">N-term</span> <span>C-term</span> </p>   |
| <b>Conjugate</b>                    | Biotin   |
| <b>Purity</b>                       | > 95% as determined by Bis-Tris PAGE<br>> 95% as determined by HPLC  |
| <b>Endotoxin Level</b>              | Less than 1EU per µg by the LAL method.  |
| <b>Biological Activity</b>          | Immobilized FAP[Biotin], His & Avi, Human (Cat.No.: Z03894) at 2 µg/ml (100µl/Well) on streptavidin(5µg/ml) precoated plate can bind Anti-FAP Antibody, hFc Tag                              |
| <b>Expression System</b>            | HEK293   |
| <b>Theoretical Molecular Weight</b> | 87.10 kDa  |
| <b>Apparent Molecular Weight</b>    | Due to glycosylation, the protein migrates to 80-100 kDa based on Bis-Tris PAGE result.  |
| <b>Formulation</b>                  | Lyophilized from a 0.22 µm filtered solution in PBS, pH 7.4.   |
| <b>Reconstitution</b>               | It is recommended that this vial be briefly centrifuged prior to opening to bring the contents to the bottom. Reconstitute the lyophilized powder in ddH <sub>2</sub> O more than 100 µg/ml. |
| <b>Storage &amp; Stability</b>      | Upon receiving, the product remains stable up to 6 months at -20 °C or below. Upon reconstitution, the product should be stable for 3 months at -80 °C. Avoid repeated freeze-thaw cycles.   |

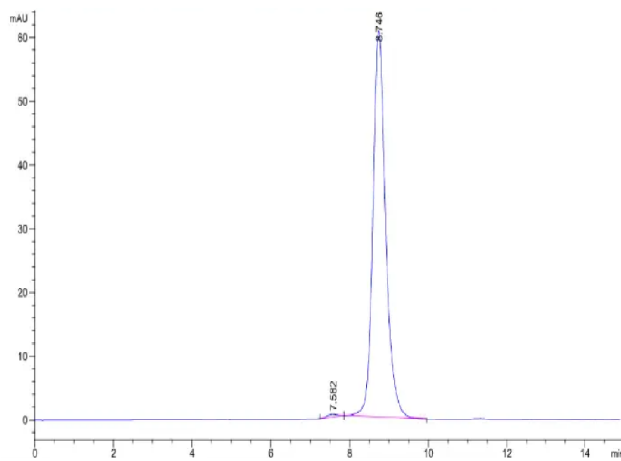
## Examples



FAP[Biotin], His & Avi, Human on Bis-Tris PAGE under reduced conditions. The purity is greater than 95%.



Immobilized FAP[Biotin], His & Avi, Human at 2 µg/ml (100 µl/well) on the streptavidin precoated plate (5 µg/ml). Dose response curve for Anti-FAP Antibody, hFc Tag with the EC50 of 9.0 ng/ml determined by ELISA.



The purity of FAP[Biotin], His & Avi, Human is greater than 95% as determined by SEC-HPLC.

## Background

**Target Background :** Fibroblast activation protein (FAP) is a serine protease that has been reported in fibroblasts and some carcinoma cells, which correlates with poor patient outcomes. FAP can be induced under hypoxia which is also vital in the malignant behaviors of cancer cells.

**Synonyms :** FAP; FAPalpha; SIMP; Seprase; APCE; DPPIV; DPPIVA; FAPA

**For laboratory research use only. Direct human use, including taking orally and injection and clinical use are forbidden.**

Manufacturer: Nanjing GenScript Biotech Co., Ltd. No. 28Yongxi Road, Jiangning District, Nanjing, Jiangsu, China