

Rev04  
 Update: Aug,08,2025

**DATASHEET**

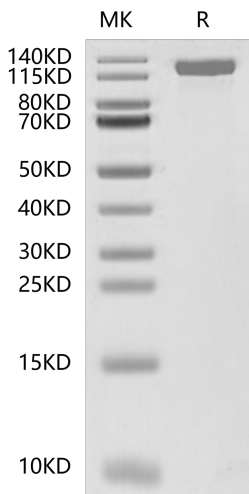
# EGFR/HER1 hFc Chimera, Human

Cat. No.: Z03919

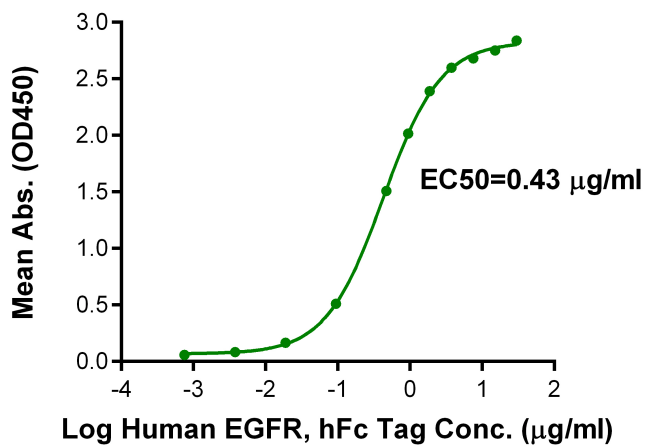
## Product Introduction

<b>Species</b>	Human				
<b>Protein Construction</b>	<table border="1"> <tr> <td>EGFR/HER1 (Leu25-Ser645) Accession # P00533</td> <td>hFc</td> </tr> <tr> <td>N-term</td> <td>C-term</td> </tr> </table>	EGFR/HER1 (Leu25-Ser645) Accession # P00533	hFc	N-term	C-term
EGFR/HER1 (Leu25-Ser645) Accession # P00533	hFc				
N-term	C-term				
<b>Purity</b>	> 95% as determined by Bis-Tris PAGE > 95% as determined by HPLC				
<b>Endotoxin Level</b>	Less than 1EU per µg by the LAL method.				
<b>Biological Activity</b>	Immobilized Human EGF, No Tag at 5 µg/ml (100µl/Well) on the plate can bind EGFR/HER1 hFc Chimera, Human (Cat.No.: Z03919)				
<b>Expression System</b>	HEK293				
<b>Theoretical Molecular Weight</b>	95.2 kDa				
<b>Apparent Molecular Weight</b>	Due to glycosylation, the protein migrates to 110-140 kDa based on Bis-Tris PAGE result.				
<b>Formulation</b>	Lyophilized from a 0.22 µm filtered solution in PBS, pH 7.4 .				
<b>Reconstitution</b>	It is recommended that this vial be briefly centrifuged prior to opening to bring the contents to the bottom. Reconstitute the lyophilized powder in ddH <sub>2</sub> O more than 100 µg/ml.				
<b>Storage &amp; Stability</b>	Upon receiving, the product remains stable up to 6 months at -20 °C or below. Upon reconstitution, the product should be stable for 3 months at -80 °C. Avoid repeated freeze-thaw cycles.				

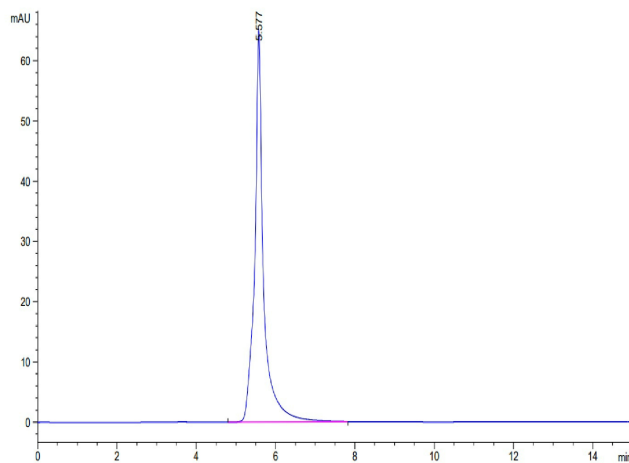
## Examples



EGFR/HER1 hFc Chimera, Human on Bis-Tris PAGE under reduced condition. The purity is greater than 95%.



Immobilized Human EGF, No Tag at 5 µg/ml (100 µl/well) on the plate. Dose response curve for EGFR/HER1 hFc Chimera, Human with the EC50 of 0.43 µg/ml determined by ELISA.



The purity of EGFR/HER1 hFc Chimera, Human is greater than 95% as determined by SEC-HPLC.

## Background

**Target Background :** The epidermal growth factor receptor is a transmembrane protein that is a receptor for members of the epidermal growth factor family of extracellular protein ligands. The epidermal growth factor receptor is a member of the ErbB family of receptors, a subfamily of four closely related receptor tyrosine kinases: EGFR, HER2/neu, Her 3 and Her 4. Receptor tyrosine kinase binding ligands of the EGF family and activating several signaling cascades to convert extracellular cues into appropriate cellular responses.

**Synonyms :** ErbB; EC 2.7.10; EC 2.7.10.1; EGFR; mENA; LEGFR; ERBB; ERBB1; HER1; PIG61; NISBD2

**For laboratory research use only. Direct human use, including taking orally and injection and clinical use are forbidden.**

Manufacturer: Nanjing GenScript Biotech Co., Ltd. No. 28Yongxi Road, Jiangning District, Nanjing, Jiangsu, China