

Rev04  
 Update: Aug,08,2025

**DATASHEET**

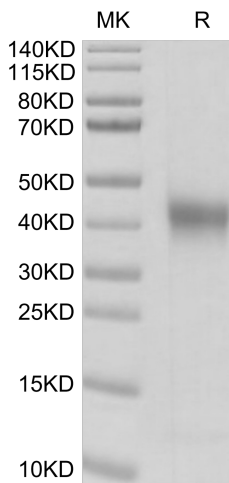
# FOLR1, His & Avi, Human

Cat. No.: Z03924

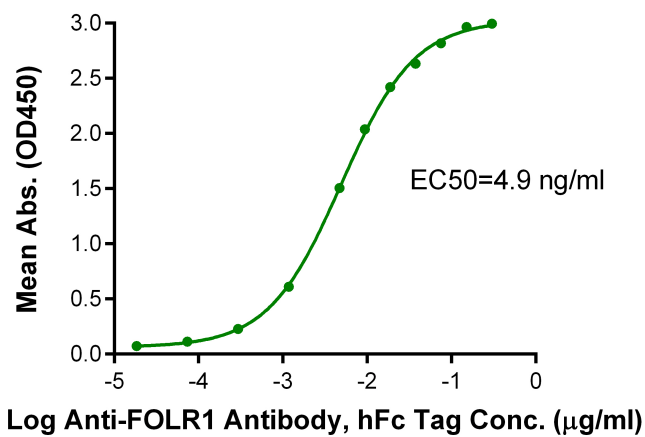
## Product Introduction

<b>Species</b>	Human
<b>Protein Construction</b>	<div style="display: flex; align-items: center; justify-content: center;"> <div style="background-color: #0056b3; color: white; padding: 5px; text-align: center; margin-right: 5px;"> <b>FOLR1 (Arg25-Met233)</b>  <b>Accession # P15328</b> </div> <div style="background-color: #90c090; color: white; padding: 5px; text-align: center; margin-right: 5px;"> <b>His</b> </div> <div style="background-color: #558b2f; color: white; padding: 5px; text-align: center;"> <b>Avi</b> </div> </div> <div style="display: flex; justify-content: space-around; margin-top: 5px;"> <span>N-term</span> <span>C-term</span> </div>
<b>Purity</b>	> 95% as determined by Bis-Tris PAGE > 95% as determined by HPLC
<b>Endotoxin Level</b>	Less than 1EU per µg by the LAL method.
<b>Biological Activity</b>	Immobilized FOLR1, His & Avi, Human (Cat.No.: Z03924) at 1 µg/ml (100µl/Well) on the plate can bind Anti-FOLR1 Antibody, hFc Tag
<b>Expression System</b>	HEK293
<b>Theoretical Molecular Weight</b>	27.5 kDa
<b>Apparent Molecular Weight</b>	Due to glycosylation, the protein migrates to 38-45 kDa based on Bis-Tris PAGE result.
<b>Formulation</b>	Lyophilized from a 0.22 µm filtered solution in PBS, pH 7.4 .
<b>Reconstitution</b>	It is recommended that this vial be briefly centrifuged prior to opening to bring the contents to the bottom. Reconstitute the lyophilized powder in ddH <sub>2</sub> O more than 100 µg/ml.
<b>Storage &amp; Stability</b>	Upon receiving, the product remains stable up to 6 months at -20 °C or below. Upon reconstitution, the product should be stable for 3 months at -80 °C. Avoid repeated freeze-thaw cycles.

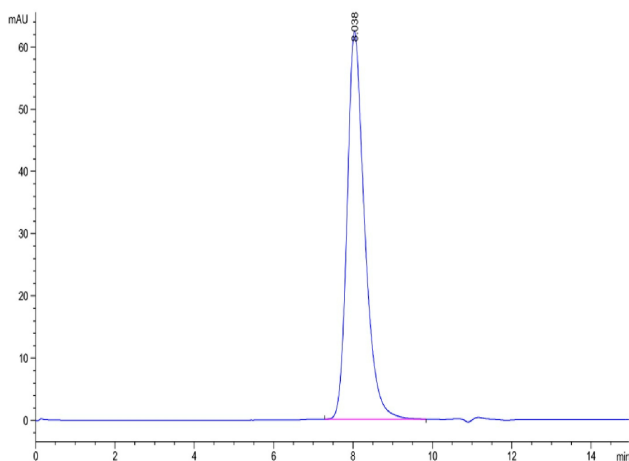
## Examples



FOLR1, His & Avi, Human on Bis-Tris PAGE under reduced condition. The purity is greater than 95%.



Immobilized FOLR1, His & Avi, Human at 1 µg/ml (100 µl/well) on the plate. Dose response curve for Anti-FOLR1 Antibody, hFc Tag with the EC50 of 4.9 ng/ml determined by ELISA.



The purity of FOLR1, His & Avi, Human is greater than 95% as determined by SEC-HPLC.

## Background

**Target Background :** Folate Receptor 1 (FOLR1), also known as Folate Receptor alpha and Folate Binding Protein (FBP), is a 37 - 42 kDa protein that mediates the cellular uptake of folic acid and reduced folates. Dietary folates are required for many key metabolic processes including nucleotide and methionine synthesis, the interconversion of glycine and serine, and histidine breakdown. FOLR1 binds to folate and reduced folic acid derivatives and mediates delivery of 5-methyltetrahydrofolate and folate analogs into the interior of cells. Has high affinity for folate and folic acid analogs at neutral pH.

**Synonyms :** FR-alpha; FR alpha; FR  $\alpha$ ; FOLR; FOLR1; FBP; Folbp1; KB cells FBP; MOv18; Folate receptor 1; Fbp1; Folate receptor alpha;

**For laboratory research use only. Direct human use, including taking orally and injection and clinical use are forbidden.**

Manufacturer: Nanjing GenScript Biotech Co., Ltd. No. 28Yongxi Road, Jiangning District, Nanjing, Jiangsu, China