

Rev05
 Update: Aug,11,2025

DATASHEET

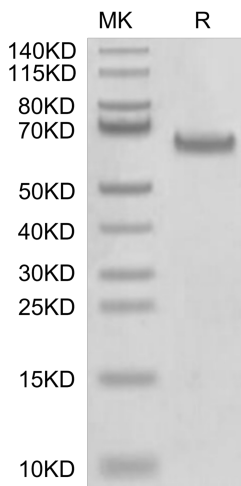
DLL4[Biotin], His, Human

Cat. No.: Z03956

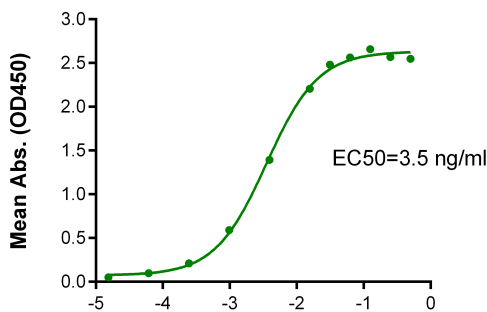
Product Introduction

Species	Human
Protein Construction	<div style="display: flex; align-items: center; gap: 10px;"> <div style="background-color: #0056b3; color: white; padding: 5px; font-size: 0.9em;"> DLL4 (Ser27-Pro524) Accession # Q9NR61 </div> <div style="background-color: #76923c; color: white; padding: 5px; font-size: 0.9em;"> His </div> </div> <div style="display: flex; justify-content: space-around; margin-top: 5px; font-size: 0.8em;"> N-term C-term </div>
Conjugate	Biotin
Purity	> 95% as determined by Bis-Tris PAGE > 95% as determined by HPLC
Endotoxin Level	Less than 1EU per µg by the LAL method.
Biological Activity	Immobilized DLL4[Biotin], His, Human (Cat.No.: Z03956) at 2 µg/ml (100µl/Well) on the streptavidin precoated plate can bind Anti-DLL4 Antibody, hFc Tag
Expression System	HEK293
Theoretical Molecular Weight	55.7 kDa
Apparent Molecular Weight	Due to glycosylation, the protein migrates to 62-68 kDa based on Bis-Tris PAGE result.
Formulation	Lyophilized from a 0.22 µm filtered solution in PBS, 200mM L-arginine(pH 7.4).
Reconstitution	It is recommended that this vial be briefly centrifuged prior to opening to bring the contents to the bottom. Reconstitute the lyophilized powder in ddH ₂ O more than 100 µg/ml.
Storage & Stability	Upon receiving, the product remains stable up to 6 months at -20 °C or below. Upon reconstitution, the product should be stable for 3 months at -80 °C. Avoid repeated freeze-thaw cycles.

Examples

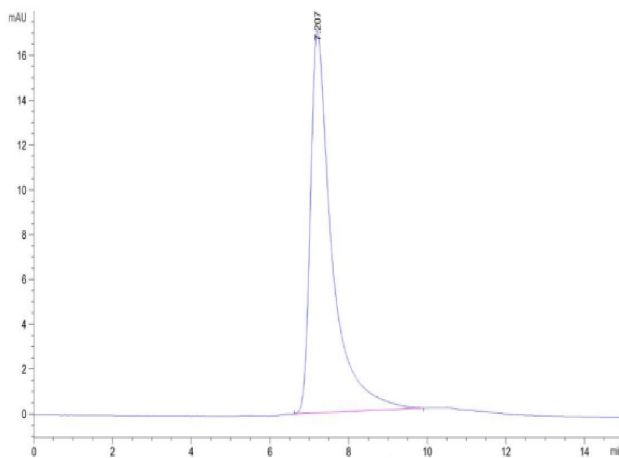


DLL4[Biotin], His, Human on Bis-Tris PAGE under reduced condition. The purity is greater than 95%.



Log Anti-DLL4 Antibody<Demcizumab>, hFc Tag Conc. (µg/ml)

Immobilized DLL4[Biotin], His, Human at 2 µg/ml (100 µl/well) on the streptavidin precoated plate(5 µg/ml). Dose response curve for Anti-DLL4 Antibody, hFc Tag with the EC50 of 3.5 ng/ml determined by ELISA.



The purity of DLL4[Biotin], His, Human is greater than 95% as determined by SEC-HPLC.

Background

Target Background : Delta-like protein 4 (DLL4) is a type I transmembrane protein with a DSL domain and eight tandem EGF repeats. DLL4 functions as a Notch ligand and activates NOTCH1 and NOTCH4 in the Notch signaling pathway. It is involved in vascular development and homeostasis. DLL4 is involved in vascular development and homeostasis. It is highly expressed in some cancers, such as bladder, breast cancers.

Synonyms : DLL4; MGC126344; notch ligand DLL4; Delta4; Delta-like 4

For laboratory research use only. Direct human use, including taking orally and injection and clinical use are forbidden.

Manufacturer: Nanjing GenScript Biotech Co., Ltd. No. 28Yongxi Road, Jiangning District, Nanjing, Jiangsu, China