

Rev06  
Update: Aug,11,2025**DATASHEET**

# MonoRab™ Anti-Adalimumab Antibody (4E12), mAb, Rabbit

Cat. No.: A01921

## Overview

<b>Specificity</b>	The product is specific for Adalimumab. This antibody blocks Adalimumab binding with TNF- $\alpha$ (Z01001, TNF- $\alpha$ , Human) in ELISA. The antibody is recommended as a capture antibody in a pharmacokinetic (PK) bridging assay with detection antibody GenScript, A01922-40, MonoRab™ Anti-Adalimumab Antibody (134D5), mAb, Rabbit.
<b>Host Species</b>	Rabbit
<b>Immunogen</b>	Adalimumab
<b>Conjugate</b>	Unconjugated

## Applications

Working concentrations for specific applications should be determined by the investigators. The appropriate concentration may be affected by secondary antibody affinity, antigen concentration, the sensitivity of the method of detection, temperature, the length of the incubations, and other factors. The suitability of this antibody for applications other than those listed below has not been determined. The following concentration ranges are recommended starting points for this product.

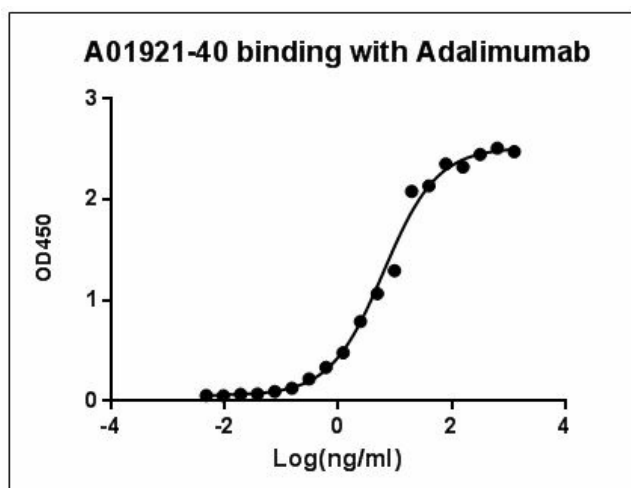
<b>Application</b>	<b>Recommended Usage</b>
ELISA	0.01-0.1 $\mu\text{g/ml}$

## Properties

<b>Form</b>	Lyophilized
<b>Storage Buffer</b>	lyophilized with PBS, pH 7.4, containing 0.02% sodium azide.
<b>Reconstitution</b>	Reconstitute the lyophilized powder with deionized water (or equivalent) to an final concentration of 0.5 mg/mL.
<b>Storage Instructions</b>	The lyophilized product remains stable up to 1 year at -20 °C from date of receipt. Upon reconstitution, it can be stored for 2-3 weeks at 2-8 °C or for up to 12 months at -20 °C or below. Avoid freeze/thaw cycles.
<b>Purification</b>	Protein A affinity column

<b>Isotype</b>	Rabbit IgG
<b>Clonality</b>	Monoclonal
<b>Clone ID</b>	4E12
<b>Note</b>	GenScript can customize this product per customer's request including product size, buffer components, etc.

## Examples

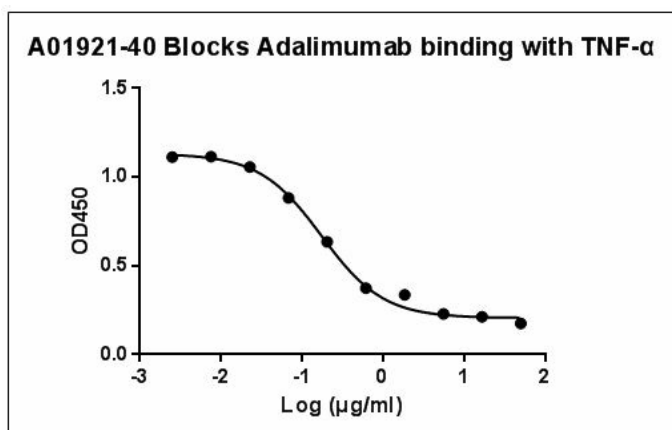


ELISA binding of MonoRab™ Anti-Adalimumab Antibody (4E12), mAb, Rabbit (GenScript, A01921-40) with Adalimumab. While the antibody does not recognize the human IgG Fc fragment (data not shown).

Coating antigen: Adalimumab, 1 µg/ml.

Anti-Adalimumab antibody (GenScript, A01921-40) dilution start from 1,250 ng/ml.

EC<sub>50</sub>= 6.283 ng/ml.

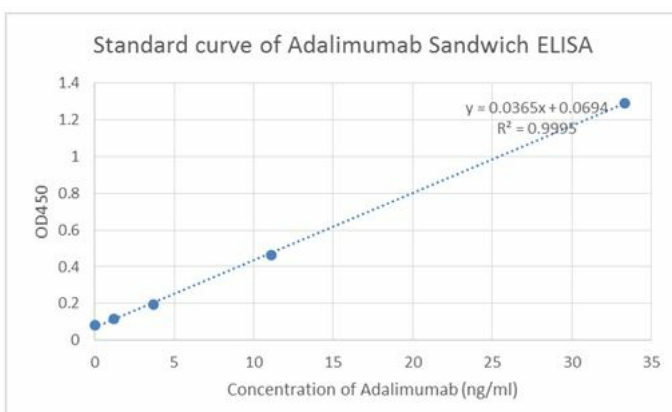


MonoRab™ Anti-Adalimumab Antibody (4E12), mAb, Rabbit (GenScript, A01921-40) blocks Adalimumab binding with TNF-α. Coating antigen: Adalimumab, 0.5 µg/ml.

Anti-Adalimumab Antibody (4E12), mAb, Rabbit (GenScript, A01921-40) final concentration: 3.5 ng/ml.

TNF-α dilution start from 50 µg/ml.

IC<sub>50</sub>= 175.4 ng/ml.



Standard curve of Adalimumab Sandwich ELISA. The Adalimumab Sandwich ELISA assay is developed by using MonoRab™ Anti-Adalimumab Antibody (4E12), mAb, Rabbit (GenScript, A01921-40) and MonoRab™ Anti-Adalimumab Antibody (134D5), mAb, Rabbit (GenScript, A01922-40) as the capture and detection antibodies, respectively. These two antibodies could be used to development Sandwich ELISA Kit. In this ELISA assay, MonoRab™ Anti-Adalimumab Antibody (134D5), mAb, Rabbit (GenScript, A01922-40) was labeled with Biotin. GenScript can provide customized conjugation services for this product per customer's request.

The sensitivity is <2 ng/ml and the detection range is 0-33

ng/ml.

---

## Background

**Target Background :** Adalimumab (Humira) is a humanized monoclonal antibody that's approved by the U.S. Food and Drug Administration for the treatment of patients with rheumatoid arthritis, psoriatic arthritis, ankylosing spondylitis, Crohn's disease, ulcerative colitis, chronic psoriasis, hidradenitis suppurativa, and juvenile idiopathic arthritis. Adalimumab binds to the TNF- $\alpha$  (tumor necrosis factor-alpha), and blocks its interaction with TNF- $\alpha$  receptors, reducing the inflammatory response of autoimmune diseases.

**Synonyms :** Rabbit monoclonal to Humira

**For laboratory research use only. Direct human use, including taking orally and injection and clinical use are forbidden.**

Manufacturer: Nanjing GenScript Biotech Co., Ltd. No. 28Yongxi Road, Jiangning District, Nanjing, Jiangsu, China