

Rev07  
Update: Aug,11,2025**DATASHEET**

# Anti-Denosumab Antibody (9A10), mAb, Mouse

Cat. No.: A02102

## Overview

<b>Specificity</b>	The product is specific for Denosumab
<b>Host Species</b>	Mouse
<b>Immunogen</b>	Denosumab
<b>Conjugate</b>	Unconjugated

## Applications

Working concentrations for specific applications should be determined by the investigators. The appropriate concentrations may be affected by secondary antibody affinity, antigen concentration, the sensitivity of the method of detection, temperature, the length of the incubations, and other factors. The suitability of this antibody for applications other than those listed below has not been determined. The following concentration ranges are recommended starting points for this product.

<b>Application</b>	<b>Recommended Usage</b>
ELISA	0.001-0.05 µg/ml
Competitive ELISA	5-30 µg/ml

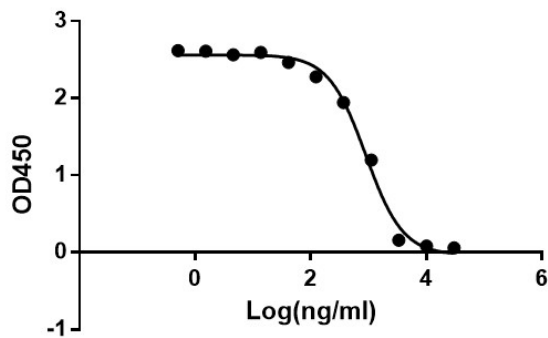
## Properties

<b>Form</b>	Lyophilized
<b>Storage Buffer</b>	This product is lyophilized with PBS, pH 7.2, containing 0.02% sodium azide.
<b>Reconstitution</b>	Reconstitute the lyophilized powder with deionized water (or equivalent) to a final concentration of 0.5 mg/ml.
<b>Storage Instructions</b>	The lyophilized product remains stable up to 1 year at -20 °C from date of receipt. Upon reconstitution, it can be stored for 2-3 weeks at 2-8 °C or for up to 12 months at -20 °C or below. Avoid repeated freezing and thawing cycles.
<b>Purification</b>	Protein A affinity column
<b>Isotype</b>	Mouse IgG1, $\kappa$
<b>Clonality</b>	Monoclonal

<b>Clone ID</b>	9A10
<b>Note</b>	GenScript can customize this product per customer's request including product size, buffer components, etc.

## Examples

### Anti-Denosumab Antibody (9A10) blocks Denosumab binding with Human RANK ligand



Anti-Denosumab Antibody (9A10) (GenScript, A02102-40) blocks Denosumab binding with Human RANKL recombinant protein.

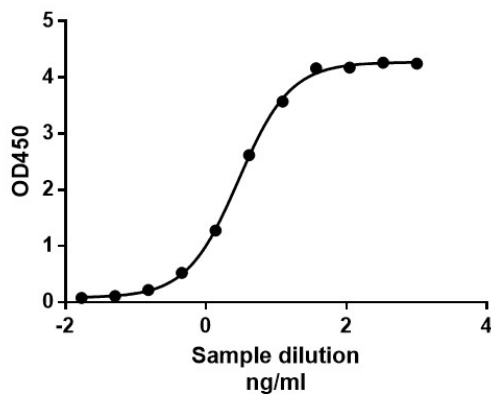
Coating antigen: Denosumab 1 µg/ml.

RANKL final concentration: 12.5 ng/ml.

Anti-Denosumab antibody dilutions start from 30 µg/ml.

IC<sub>50</sub>= 0.893 µg/ml.

### Anti-Denosumab Antibody (9A10) binds with Denosumab



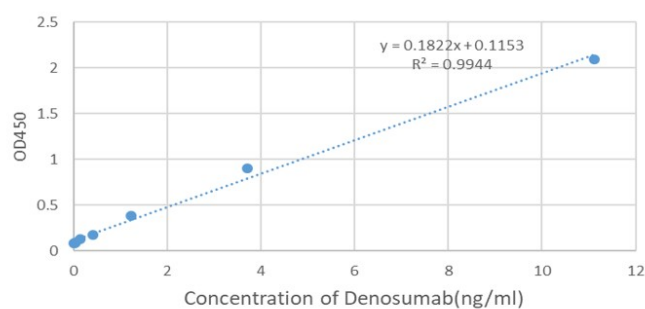
ELISA binding of Anti-Denosumab Antibody (9A10), mAb, Mouse (GenScript, A02102-40) with Denosumab. While the antibody does not recognize the human IgG (data not shown).

Coating antigen: Denosumab, 1 µg/ml.

Anti-Denosumab Antibody (9A10), mAb, Mouse (GenScript, A02102-40) dilution start from 1,000 ng/ml.

EC<sub>50</sub>= 2.921 ng/ml.

### Standard curve of Denosumab Sandwich ELISA



Standard curve of Denosumab Sandwich ELISA. The Denosumab Sandwich ELISA assay is developed by using Anti-Denosumab Antibody (2H7), mAb, Mouse (GenScript, A02101-40) and Anti-Denosumab Antibody (9A10), mAb, Mouse (GenScript, A02102-40) as the capture and detection antibodies, respectively.

In this ELISA assay, Anti-Denosumab Antibody (9A10), mAb, Mouse (GenScript, A02102-40) was labeled with Biotin.

GenScript can provide customized conjugation services for this product per the customer's request.

The sensitivity of detecting Denosumab is up to 0.26 ng/ml.

## Background

**Target Background :** Denosumab with trade name Prolia, is an FDA-approved drug for the treatment of patients with osteoporosis, treatment-induced bone loss, metastases to bone, and giant cell tumor of bone. Denosumab is a fully human monoclonal antibody that works as a RANK ligand (RANKL) inhibitor. Denosumab can bind RANKL, preventing RANKL from activating RANK, its receptor on the osteoclast surface. Anti-Denosumab Antibody (9A10), mAb, Mouse is produced from a hybridoma resulting from the fusion of partner and B-lymphocytes obtained from a mouse immunized with Denosumab.

**Synonyms :** Mouse monoclonal to Denosumab/Prolia

**For laboratory research use only. Direct human use, including taking orally and injection and clinical use are forbidden.**

Manufacturer: Nanjing GenScript Biotech Co., Ltd. No. 28Yongxi Road, Jiangning District, Nanjing, Jiangsu, China